




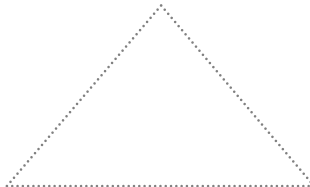




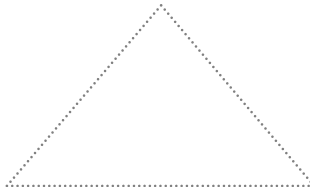

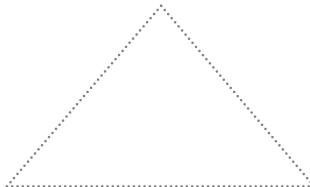









Disability Worksheet

List as many disabilities as possible under each category.

 <p>INTELLECTUAL DISABILITIES</p>	 <p>PHYSICAL DISABILITIES</p>	 <p>SENSORY DISABILITIES</p>
		
		
		
		
		
		
		
		
		
		
		

Disability Worksheet

**INTELLECTUAL
DISABILITIES**

Brain
Trauma

Developmental
Disabilities

**PHYSICAL
DISABILITIES**

Amputation

Cerebral
Palsy (CP)

Multiple
Sclerosis (MS)

Muscular
Dystrophy (MD)

Poliomyelitis
(Polio)

Scoliosis

Spina Bifida

Spinal Cord
Injuries
- Paraplegia
- Quadriplegia
- Hemiplegia

**SENSORY
DISABILITIES**

Blindness

Deafness

Severe
Hearing
Impairment

Severe
Vision
Impairment